



**Mount Le Conte and Cades Cove District
2022 Spring Camporee
Pioneer Spirit
April 29 - May 1, 2022**

Dear Scouts and Scouters,

The Mount Le Conte and Cades Cove District invites you to take part in the 2022 Spring Camporee at Sequoyah Birthplace Museum in Vonore, TN.

The Camporee will consist of several activities revolving around pioneering skills. These activities will be fun, challenging events for Scouts of all ages to participate and may be applicable for advancement. Patrol flags should be carried and displayed during the Morning Assembly and Activities.

The cost of the Camporee is \$15.00 per participant. This will cover the cost of the Camporee, a patch, camping and site usage fees, program supplies, and recognition. Preregistration is required and a form is included in this package.

The Camporee is limited to Scouts BSA Units, Venture Crews, and Sea Scouts Ships only, but visitors are welcome on Saturday.

There will be a Saturday night campfire. Don't forget to bring blankets to sit on and flashlights. Parents and siblings are invited and encouraged to attend the campfire.

The Scout Oath and Law will guide all activities, events and individual behavior.

We look forward to a great weekend of camping.

As a reminder, this will be the only district camporee held this year, as we will all be at the Scoutfest in the fall.

Derek Setzer
Chairman- Mount Le Conte 2022 Spring Camporee

Introduction

The camporee committee and numerous volunteers have spent many hours putting together your Camporee. We appreciate your comments, suggestions, and participation. Your feedback is vital in our continuous effort to give scouts a quality program each spring and fall.

The Scout Oath and Law will guide all activities and individual behavior. We are the guests being allowed use of the property. Unit Leaders are urged to maintain discipline at the Unit level. The Outdoor Code and the rules of Low Impact Camping shall be observed at all times.

General Information

- Field Activity Uniform (formerly known as Class A) will be required for Campfire, Saturday evening's flag service, and Sunday morning's worship service. Unit activity (T-shirts) (formerly known as Class B) should be worn on Saturday morning to the Flag Ceremony and during the program activities.
- The Camporee will be held rain or shine. In case of inclement weather, the Unit Leader is responsible for the welfare of the Scouts in his/her charge.
- Campsite Inspections will occur on Saturday. Please note that each Patrol must have a posted Menu, Duty Roster, and Fire Guard to get full points.
- Patrol leaders will be responsible for the organization, participation, and spirit of the patrols.
- Unit adult leader and youth leader should plan to attend the Friday Evening Unit Leader/Youth Leader Meeting at Headquarters. At this meeting leaders will receive final details and any last minute changes. A Cracker barrel will immediately follow.
- Water is available at the main museum or at the amphitheater.
- Each Unit is responsible for removal of all trash from their campsite.
- First Aid services may be provided if injuries cannot be handled by the unit.
- A limited number (4-5) of Portable toilets are available at the Camporee site. You may choose to order your own through your district executive.

Rules and Regulations

- Two deep leadership is required at all times and one adult leader is required for each 10 camping scouts.
- Campfires are permitted unless fire restrictions are in effect. Sod is to be removed and replaced at the close of the Camporee.
- Scouts and Scouters are to be in and remain in campsites after Taps and until Reveille.
- Use only obvious, designated walking areas. Do not cut through another campsite without permission.
- Anyone responsible for the destruction of property will be subject to immediate dismissal, and the Unit will be held financially responsible.
- No stakes are to be left in the ground.
- No riding in trailers or pickup truck beds is permitted.
- Disorderly conduct, the use of controlled substances, and/or weapons or fireworks is prohibited and is grounds for immediate dismissal.
- Vehicles should remain parked throughout the Camporee. Park in the designated areas.
- Trailers **with the pulling vehicle only** are permitted in the campsites.
- Chemical fuels and propane must be used and properly stored in accordance with BSA policies.
- Any accidents, security problems, etc., must be reported to Headquarters as soon as possible.
- Units are to practice "Low Impact" camping while at the Camporee.
- Each unit will be allowed to bring their trailers into the camping field, weather permitting, but not any other vehicles.
- **Pets are not allowed during the camporee.** Service animals are allowed with proper paperwork.

Registration

To help with the planning of the Camporee, preregistration is required. A \$5.00 preregistration deposit (which will be applied to the final total cost for your Unit) is requested for each Scout and Adult planning to attend. While the preregistration is only an estimate, please be as accurate as possible. Deadline for the preregistration is April 22, 2022.

Final on-site registration will be accomplished at the unit leader meeting on Friday Evening. Please have your paperwork and money in order before arrival to expedite registration as smoothly and quickly as possible. Units may begin arriving at 6PM.

Camping & Parking

Campsite sizes will be assigned by preregistration numbers. Therefore, in order to ensure adequate accommodations, you are encouraged to be as accurate as possible when submitting these numbers.

Vehicles in camp use up valuable space. Extra space for vehicles is not included in the space allocated for your unit. Equipment will need to be consolidated into as few vehicles as possible. **No vehicles will be allowed in the campsite area** except the tow vehicle without Headquarters permission (e.g., handicap situations, etc.). This includes during loading and unloading of equipment. It is highly recommended that all equipment be stored in the tow vehicle. All vehicles will be parked in the designated parking areas.

Headquarters

Headquarters will be set up in a central location. It will be open and manned throughout the weekend for registration, information, and checkout.

Headquarters will have information on:

- Where to go for first aid
- How to handle trash
- Lost and found
- Schedule of events
- Event locations

Mount Le Conte and Cades Cove OA Chapters

Mount Le Conte and Cades Cove OA Chapters will have sodas, candy bars, and other miscellaneous items for sale at their chapter store located at HQ. Additionally, the OA chapters will be running the Saturday evening campfire. There will be an OA Cracker Barrel following the Saturday evening campfire.

Religious Service

A Scout is Reverent. Chapel Service has been scheduled for Sunday morning at 9:00 am. The Camporee committee feels that participation at a religious service on a Scout outing is an important part of the BSA program. All participants are encouraged to attend the service. An offering will be taken to benefit the World Friendship Fund.

Directions to the 2022 District Fall Camporee

Directions to Sequoyah Birthplace Museum are available below:

<https://www.google.com/maps/dir//Sequoyah+Birthplace+Museum,+576+TN-360,+Vonore,+TN+37885/>



Mount Le Conte and Cades Cove District 2022 Spring Camporee

Pioneering is the theme of the 2022 Spring Camporee. The 2022 Mount Le Conte and Cades Cove Spring Camporee will be conducted on a grassy field where each patrol will engage in 6-8 separate events. It is strongly recommended that each scout carry a day pack with the ten essentials in them. In addition to the Scout's ten essentials, all other supplies needed for a particular event will be provided at the event.

Competitive Events

The 2022 Mount Le Conte and Cades Cove Spring Camporee will be conducted at Sequoyah Birthplace Museum with multiple activities placed at various stations. Upon arrival at the Camporee, units will be given directions to the location of the activities. It is recommended that each patrol carry a day pack with a pen and paper. All Scouts should carry a water bottle for hydration while participating in the events. The **youth leader** is in charge of their patrol.

Units interested in staffing an event should contact Spencer Siefke (spencersiefke@gmail.com) or Derek Setzer (sirknightsetzer@gmail.com). Your help is always much appreciated. The district will furnish materials and/or reimburse at the request of the unit running the event.

Tomahawk throwing

- Most consecutive throws at a wooden target at 12ft away.
- Individual competition
- Requires wooden targets, stands, Range marking materials, and tomahawks.
- First, second, and third place ribbons will be awarded.

2x4x6 fire relay

- One hatchet and one pocket knife will be provided per patrol.
- Event requires small boxes of matches, a section of 2x4 that is cut into 6in sections, and the twine stand (multiple preferred) and twine
- Patrols will have to split and start a fire only using the 2x4 and burn a piece of twine suspended 10 inches from the ground by two rods.

Knot tying relay

- Have to run 10 feet then be given one of 8 knots to tie drawn randomly from a hat. If they cannot tie it they run back to their patrol and swap out and that knot goes back into the hat.
- Once a patrol has tied 6 knots and are all back behind the line their time stops.
- The knots are: square knot, bowline, taught line, clove hitch, figure 8 (follow through), timber hitch, sheet bend, friendship knot
- Event requires rope, a container (hat) with slips of paper with the names of the knots on them, and a neckerchief (for the friendship knot. (Preferably two to three sets of these so multiple patrols can go through)

Kim's game

- Event requires a table, a cloth cover, and a smattering of assorted objects small to medium, preferably 40 objects.
- Patrols have one minute to memorize what is under the sheet until it is put back down.
- Host troop may also bring a menagerie of extra objects to rotate in and replace objects on the table so it is always a surprise in case gossip and patrols telling other patrols. A scout is trustworthy but it is a competition!!

Orienteering circle

- Starting from the center of a circle, a patrol must go from point to point to spell out a 10 letter word. Each post will have a letter taped to it. The patrol can earn a total of 50 points.
- Event Requires 50 or more posts with ribbons adorned with different letters of the alphabet on them. Supply (preferably new orienteering compasses (may have deviation error if they are older, for consistency, new is preferred)) 5 or more different 10 letter courses. And notecards and pens (not pencils)
- It would also be nice if the host troop has five adults to go with each patrol to ensure they are not checking the neighboring posts for the assumed "correct letter"

Flagpole raise

- Must lash 3 spar poles together using the round lashing. In addition drive three wooden stakes into the ground and tie the guide ropes to the assembled flag pole using a clove hitch after raising, and use a taught line to tie them to the stakes. Lastly scouts must raise a flag to the top of their pole and tie it off on the cleat.
- Patrol with the fastest time wins.
- Event requires for each station: 3 spar poles of equal lengths minimum 6ft each, with one of them having an eyelet screw in the end and another one with a rope cleat screwed into it, three wooden stakes and one Carabiner that can fit into the eyelet. Having lengths of rope to accommodate all round lashings, three guide ropes and one rope that has two brass flagpole snap hooks prettied on, and that is tied together to make a loop.
- Please aim to have three of these stations if possible. Also supply scout appropriate flags for them to raise/ let them raise their own (scout appropriate flag) i.e. troop/ patrol flag that has grommets the same distance as what is pre made for the flag pole rope.

A-frame walker challenge

- Must lash a classic A frame out of three spar poles. Then tie guide lines to the top of the A frame using clove hitches for each patrol member. After assembling the A frame, the patrol must walk the A-Frame 30ft without it falling, using teamwork and communication to walk the frame and the scout on it by pivoting it on its legs. It cannot be carried by the guiders.
- Fastest time wins: 1st, 2nd, 3rd
- Event Requires: 3 spar poles 7ft in length, Rope to lash the spar poles together, and lengths of rope 15ft in length for guide ropes. (Enough to host three stations.)

Human chariot races

- Patrols must lash a classic A frame, then one scout will lift the frame at a 45 degree angle allowing the other scout to sit on the bottom cross spar and “ride” as the other scout runs with the frame. They must run 50ft, switch runner and rider, and return.
- Event requires tree spar poles 7ft in length (please aim on the skinnier side to cut down on weight, about 1.5 inch diameter) and three lengths of rope to lash the Frame with. Please supply enough materials for three stations.
- Fastest time wins: first, second, and third

JUDGED COMPETITION

Dessert contest

- Must be cooked during the camporee by a scout
- Any cooking method accepted
- Cobblers are accepted and will not be voted against, but aim for more interesting horizons.
- Best dessert 1st, 2nd and 3rd
- Most exotic: must still be a dessert.

Best gateway

- Must be assembled at camporee.
- Pre made sections are allowed to be brought in.
- Must all be lashed
- Assembled only by scouts
- Graded on: creativity, quality of knots, and complexity.
- 1st, 2nd and 3rd

Camp gadget

- Must be 100% made at camporee.
- Must be lashed
- Graded on: quality of knots, novelty, and usefulness.
- 1st, 2nd and 3rd

District Spirit Awards

Judging for the Spirit Award is based on the demonstration of Scout Spirit by Scouts, Scouters, Patrols and the Unit as embodied in the Scout Oath, Scout Law, Scout Motto, and the Scout Slogan. The specific actions of each Scout need to be considered along with how well the Unit and the patrols work together. Important points to consider are the effectiveness of boy leadership in the patrol and how well the leaders set the example for the rest of the Unit. Some things to look for in judging the Units are:

- Are they prepared for the event or activity?
- Did everyone participate in the event or activity?
- Do they work as an effective group?
- Are they properly uniformed?
- Do they show “esprit de corps”?
- Are all the scouts doing their part?
- Are the Scouts and their area clean?
- Are they on time?
- Are they having a good time?
- Is the Scout Law being followed?
- Was a GOOD TURN done?**
- Was the Outdoor Code followed?
- Did they follow Leave No Trace Principles?
- Were things done safely?
- Are they courteous to each other and to others? Were quiet times observed?
- Were the regulations of the Camporee followed?

Judging the positive aspects of each Unit is preferred. Negative aspects should be considered but not emphasized. Unit size is not a factor in judging Units.

The Mount Le Conte Trailblazer Award

The Trailblazer Award is a troop award given to the troop with the highest overall troop score. It is calculated by considering the following factors;

Patrol Events: The troop score for events is calculated by adding up all of the patrol scores for all of the patrols in the . This total is divided by the number of patrols participating in the troop to get a troop score. It is a straight average of the total patrol scores for the troop divided by the number of patrols.

Patrol Flags: The patrol flag consideration for The Trailblazer Award is different than the Patrol Flag competition. Patrols are scored on having a flag. The troop total for patrol flags has a maximum value of 100 points. If a troop has 4 patrols and 3 patrols have a flag the troop score would be 75, a troop with 4 patrols that has 4 flags would have a patrol flag score of 100.

Unit Attendance: Units will be scored based on the percentage of registered Scouts that they have participating in the camporee. A troop with 20 registered scouts and 20 Scouts at the camporee will score a 100. A troop with 25 registered Scouts and 18 attend camporee would have a troop attendance score of 72 points ($18/25 = 72$).

Campsite Inspection: The traditional campsite criteria will be included but following camporee rules will also be added. Units who do not follow camporee rules will lose points on their campsite inspection. Any non-permitted vehicles in the campsite will result in a 10 point deduction per car on the campsite inspection score.

Patrol Tags: Returning patrol tags will not be an additional point score but patrols who do not turn in their patrol tags by 5:30PM on Saturday will lose 25 points from their patrol overall events score.

Order of the Arrow Mount Le Conte and Cades Cove Chapter Patrol Award

The Mount Le Conte OA Chapter Patrol Award is given to the single unit patrol with the highest overall score in the competitive events. It is calculated as the highest overall points score for a single patrol.

Mount Le Conte District and Cades Cove Venturing Crew/Sea Scouting Award

The Venturing Award will be awarded to the Crew with the highest overall score in the competitive events. It will be calculated as the highest overall points score for a single Crew, based on the same metrics as the Trailblazer Award that is given to Troops.

Mount Le Conte and Cades Cove District
2022 Spring Camporee

Schedule

Friday

6:00 PM	Units begin arriving
7:00 PM - 9:00 PM	Youth leader Turn in Patrol Flags at HQ
9:00 PM	Unit Leader Meeting (at HQ)
10:00 PM	Unit Meetings in Campsites
11:00 PM	Taps, Lights Out, QUIET

Saturday

7:00 AM	Reveille, Breakfast, Clean-Up
8:00 AM - 8:45AM	Youth leaders Pick-Up Patrol Flags from HQ
8:45 AM	Flag Ceremony, Announcements
9:00 AM - 12:00 Noon	Activities
12:00 Noon - 1:00 PM	Lunch, Clean-Up
1:00 PM – 5 PM	Activities
6:00 PM	Dinner, Clean-Up
8:00 PM	Campfire
11:00 PM	Taps, Lights Out, QUIET

Sunday

7:00 AM	Reveille, Breakfast, Clean-Up
9:00 AM	Religious Service
	Awards, Announcements
9:45 AM	Break Camp, Clean-Up, Check-Out
11:00 AM	Final Units Depart

Campsite Inspection

Unit _____

Each Unit will start with 100 points. Deductions will come from the categories listed below. The maximum points deduction per category is shown.

*** Each patrol with maximum of 15 points deducted.**

	Points	Score
	Points	Score
Unit Identified (Flag Preferred)	5 PTS.	_____
Tennessee Flag (Displayed Properly)	10 PTS.	_____
US Flag (Displayed Properly)	10 PTS.	_____
Patrol Duty Roster Posted	5 PTS.	_____
Patrol Menu Posted	5 PTS.	_____
Food Properly Stored	5 PTS.	_____
Dishes/Utensils Clean & Stored	5 PTS.	_____
Chemical Fuels Stored Properly	5 PTS.	_____
When Wood Tools Present There Is An Axe Yard	5 PTS.	_____
First Aid Kit (One Per Unit Minimum) Out & In Sight	10 PTS.	_____
Fire Control (ABC Fire Extinguisher) Out & In Sight	10 PTS.	_____
Fire Guard Chart Posted	5 PTS.	_____
Waste Management	10 PTS.	_____
Campsite Neat & Orderly	10 PTS.	_____
<hr/>		
Total Points Possible	100 PTS	_____
Deductions for Cars in Campsite	10 PTS Each	_____
	Total Score	_____

**** Full size flags are preferred for maximum points.**

Mount Le Conte and Cades Cove District - Camporee

Registration

Type of Unit: _____ Unit Number: _____

SPL: _____ JASM: _____
APL: _____ JASM: _____
APL: _____ JASM: _____

Patrol Name: _____ Patrol Name: _____
1. PL: _____ 1. PL: _____
2. APL: _____ 2. APL: _____
3. _____ 3. _____
4. _____ 4. _____
5. _____ 5. _____
6. _____ 6. _____
7. _____ 7. _____
8. _____ 8. _____

Patrol Name: _____ Patrol Name: _____
1. PL: _____ 1. PL: _____
2. APL: _____ 2. APL: _____
3. _____ 3. _____
4. _____ 4. _____
5. _____ 5. _____
6. _____ 6. _____
7. _____ 7. _____
8. _____ 8. _____

Patrol Name: _____ Patrol Name: _____
1. PL: _____ 1. PL: _____
2. APL: _____ 2. APL: _____
3. _____ 3. _____
4. _____ 4. _____
5. _____ 5. _____
6. _____ 6. _____
7. _____ 7. _____
8. _____ 8. _____

SM: _____ COR: _____
ASM: _____ CC: _____
ASM: _____ CM: _____
ASM: _____ CM: _____
ASM: _____ CM: _____

Total # of Scouts: _____ Total # of Scouters _____ Total # _____ Total \$ _____

Does Unit Have Insurance _____ Preregistration \$ _____

SM Signature: _____ Total \$: _____

Mount Le Conte and Cades Cove District
2022 Spring Camporee

Preregistration Form

Unit Type and Number _____

Number of Patrols _____

Number of Scouts _____

Number of Adult Leaders _____

Total Participants _____

Preregistration Deposit (\$5.00 per Scout and Adult) \$ _____

Total Deposit \$ _____

Number of Trailers staying at Camporee _____

Number of Vehicles staying at Camporee _____

Preregistration DEADLINE: April 22, 2022

Return this completed form along with the Preregistration Deposit to:

Great Smoky Mountain Council
Mount Le Conte and Cades Cove Spring Camporee
P.O. Box 51885
Knoxville, TN 37950-1885
Attn: James Gaddis

Portable Toilet Reservation Form

Mount Le Conte and Cades Cove District
2022 Spring Camporee

Four portable toilets will be provided in the activity areas. If your unit wishes to rent your own, **please return this form by Friday, April 22** and we will have them delivered on Friday of the event with the four already ordered. **The cost is \$90 per toilet, \$90 per hand wash station, and \$135 per handicap portable.** Some units may want to share a toilet. If this is the case, please submit only one form with the Unit numbers and we will make sure those Units have adjoining campsites. Payment must be made when you turn in your final registration numbers and money at check-in.

PLEASE TURN IN THIS FORM FOR THE PORTABLE TOILETS TO JAMES GADDIS AT THE ADDRESS BELOW NO LATER THAN FRIDAY APRIL 22.

UNIT _____ would like to order a portable toilet.

UNIT _____ will share with UNIT _____ and requests to camp beside them.

Make checks payable to: GSMC

Mail to:

Great Smoky Mountain Council

Mount Le Conte and Cades Cove 2022 Spring Camporee

P.O. Box 51885

Knoxville, TN 37950-1885

Attn: James Gaddis

SAVE THE DATE...

Great Smoky Mountain Council



ScoutFest



SALUTING AMERICA'S HEROES

October 21-23, 2022



EXP
LOR
ING

REMOTE AREA MEDICAL RANGER RANCH
GRAINGER COUNTY



0 Clubhouse Drive Blaine, TN 37709

COME TO CAMP OR COME FOR THE DAY

EXHIBITS HIGH ADVENTURE TRADING POST
RC PLANES STEM

BLACKSMITHING OUTDOOR COOKING
DEMONSTRATIONS

BIG ARENA SHOW SHOOTING SPORTS

CUB SCOUT ADVENTURES FUN FUN FUN
ACTIVITIES FOR ALL AGES

ALL DISTRICTS! ALL
PROGRAMS! ALL
GSMC!

REGISTRATION STARTS IN SPRING 2022

FOR MORE INFORMATION OR TO VOLUNTEER, CONTACT:

The Great Smoky Mountain Council @ 865-588-6514

THIS EVENT COMBINES THE FALL 2022 DISTRICT CAMPOREES AND CUB FAMILY CAMPS

UNIT FIREGUARD CHART

Fill out and post this chart on your campsite bulletin board.

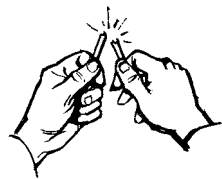
Troop

Troop fire warden

Camp

Troop campsite

Dates



We will prevent fires by breaking matches in two after using.



Putting fires COLD OUT with water.



Feeling with fingers to test heat.

FLAMMABILITY WARNING CAMPING SAFETY RULES

NO TENT MATERIAL IS FIREPROOF, AND IT CAN BURN WHEN EXPOSED TO HEAT OR FIRE. FOLLOW THESE RULES:




- Only flashlights and battery-powered lanterns are permitted in tents. **NO FLAMES IN TENTS** is a rule which must be enforced.
- Chemical-fueled stoves, heaters, lanterns, lighted candles, matches, or other flame sources should **never** be used in or near tents.
- Do not pitch tents near open fire.
- Do not use flammable chemicals near tents: charcoal lighter, spray cans of paint, or bug killer and repellent.
- Be careful when using electricity and lighting in tents.
- Always extinguish cooking and campfires properly.
- Obey all fire laws, ordinances, and regulations.
- Keep campers informed on a daily basis of your camp's fire danger.



Clearing all burnable material 4 to 6 feet away from the fires or as required by local law.

In the case of Cub Scouts, they should immediately seek adult help, sound the alarm by yelling, "Fire!" and stay away from attempting to fight any camp fire. If adult help is not readily available, the Cub Scout should continue to sound the alarm, send a runner for help, and/or dial the camp office or 911.


VARIOUS TYPES OF FIRE DANGER SIGNS IN CAMP



Unit Campsite Fire Prevention Assignments		
First Day _____ Date _____	Patrol _____	Equipment Checked
Fire Warden _____		
Second Day _____ Date _____	Patrol _____	Equipment Checked
Fire Warden _____		
Third Day _____ Date _____	Patrol _____	Equipment Checked
Fire Warden _____		
Fourth Day _____ Date _____	Patrol _____	Equipment Checked
Fire Warden _____		
Fifth Day _____ Date _____	Patrol _____	Equipment Checked
Fire Warden _____		
Sixth Day _____ Date _____	Patrol _____	Equipment Checked
Fire Warden _____		
Seventh Day _____ Date _____	Patrol _____	Equipment Checked
Fire Warden _____		



SOUND ALARM



DROP TENTS (CANVAS ONLY) IF NECESSARY AND SAFE TO DO SO

IN CASE OF FIRE REPORTING AND ASSEMBLY INSTRUCTIONS

At some camps local changes are made in these suggested procedures. All exceptions, however, should be made on the recommendation and with the approval of local fire authorities.

IN A UNIT CAMPSITE

1. Sound the alarm by yelling "Fire!" and then notify the first adult you see, then report to a camp officer or the camp fire warden.
2. Extinguish a fire only if it can be done quickly and easily.
3. When the central alarm is sounded to warn the camp, quickly mobilize in your unit. Move to your preassigned point immediately and await directions.
4. A runner reports to the camp office for instructions from the camp fire warden.
5. In the event of a tent fire, you can douse it with water or sand, or simply stand back and let professionals fight the fire.

OUTSIDE UNIT CAMPSITE

1. If you discover a fire anywhere in camp, report immediately to the camp office so the alarm may be sounded and fire authorities notified.
2. Camp fire warden sounds the central alarm, and your unit follows steps 3 and 4 above.
3. **Remember:** Campers should not be directly involved in the fire fighting process except for fires that can be quickly and easily extinguished.

In case of a fire in our campsite, we will notify _____ and follow the instructions of our unit fire warden. _____ Camp fire warden

Control of Flammable/Combustible Liquids and Gases in Camp

Because serious accidents can happen in connection with the use of liquid fuel, propane, butane, etc., in lanterns and stoves and as a result of igniting fires with liquid starters, adult supervision is required when chemical fuels are being used for lighting and cooking. Local councils have the option of restricting the use of chemical-fueled stoves, lanterns, and heaters in campsites under their jurisdiction.


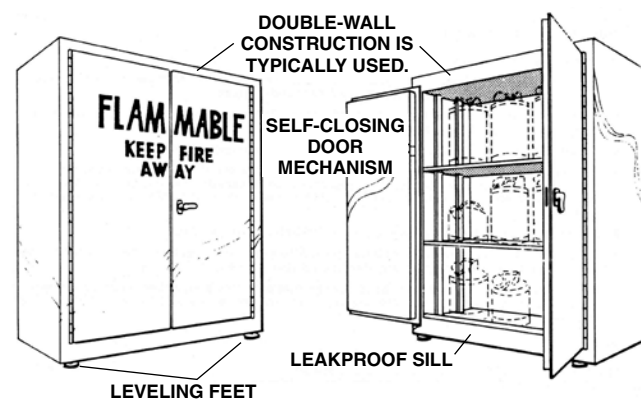
- **Knowledgeable adult supervision** must be provided when Scouts are involved in the storing, handling, and filling of stoves or lanterns or the lighting of chemical fuels.
- **Battery-operated lanterns and flashlights** should be used by Scouts in camping activities, particularly in and around all tentage. No chemical-fueled lantern, stove, or heater is to be used inside a tent.
- **Kerosene, gasoline, or liquefied petroleum-fuel lanterns** may, when permitted, be used inside permanent buildings or for outdoor lighting. When used indoors, there must be adequate ventilation. Strict adherence to the safety standards and the instructions of the manufacturers in fueling and lighting such stoves and lanterns must be carried out under the direct supervision of a responsible and knowledgeable adult.
- **Empty liquid-petroleum cylinders for portable stoves and lanterns** should be returned home or to base camp. They can explode when heated; therefore, they must never be put in fireplaces or with burnable trash.
- **The use of liquid fuels for starting any type of fire is prohibited.** This includes damp wood, charcoal, and cer-

emonial campfires. Solid-type starters are just as effective, are easier to store and carry, and are much safer to use for this purpose.

- **Space heaters that use chemical fuels consume oxygen and must be used only in well-ventilated areas.** Using space heaters in poorly ventilated cabins, camper trucks, and recreation vehicles can cause fires and asphyxiation. The use of charcoal burners indoors can be lethal in causing carbon monoxide poisoning.

Bulk Storage and Practices

Storage of liquid fuel and other flammables is a camp maintenance function. Filling tanks for motors, vehicles, and motorboats should always be handled by someone qualified by age and training for this responsibility. Similar responsible handling and control are prescribed for the limited use of kerosene. Use kerosene only for outside night lights and stationary heating stoves (not portable). Both gasoline and kerosene should be kept in well-marked safety cans and stored in ventilated locked boxes located away from buildings and tents. Large quantities of gasoline should be stored in a properly installed fuel tank with pump. Keys to pumps and storage boxes or sheds should be given to one adult (primarily the camp ranger), who distributes these fuels. Propane or butane storage tanks and permanent caps should be installed by experienced and knowledgeable individuals and changed only by gas distributors. These installations must conform to local regulations and must be inspected regularly.



USE SAFETY CANS ONLY!

Year-Round Prevention Plan

Will your camp be there next season? This is a good question to ask at the close of each camping season as you pack away equipment and leave. In fairness to next year's campers, do everything that can be done to ensure the safety of camp equipment and camp timber.

Fall, with its dry, dead leaves that often bank high around camp buildings is, in many sections of the country, the most dangerous fire season of the entire year. Spring is another bad time.

Here is a checklist of things to do at all times to be sure that your camp is fireproof year-round:

1. Destroy greasy rags.
2. Dispose of all combustible refuse and trash safely.
3. Be sure that doors and shutters are strong enough to keep out trespassers, vandals, or thieves.

4. Stow away firewood and loose equipment that might be used by trespassers.
5. Clear away dead grass or trees, ferns, leaves, bushes, straw piles, and trash from buildings.
6. Clean grease traps and dispose of the grease by burning it at a safe place or burying it in mineral earth.
7. Be sure the camp is ready for winter use. Check fuels, wall and floor protection around heaters, and protecting screens for fireplaces. Inspect location of fire pails, fire extinguishers, and mobile fire-fighting equipment.
8. Develop a fire prevention plan in accordance with OSHA standard 29 CFR 1910.139.

SKU 33691



HOW YOUR UNIT FIREGUARD PLAN WORKS

DUTIES

When you arrived at camp, you were oriented and trained in the use of the unit fireguard plan. It is your responsibility as a unit leader to train your Scouts in fire prevention, fire detection, reporting, and fire control. Only implement fire control techniques that can be done quickly and easily.

Study the procedures outlined on this chart and then train your staff and youth members. Post the chart for all to see and follow. At some camps local changes are made in these suggested procedures. All exceptions, however, should be made on the written recommendation and with the approval of local fire authorities.

Organize to make the fireguard plan work by appointing capable fire wardens and deputies.

FIRE WARDENS AND DEPUTIES

As responsible Scouts appointed by their adult leader, the unit fire warden and his deputy are in charge of training, know where fire equipment is located, and are familiar with the unit fireguard chart. They instruct all unit fire wardens and Scouts in the operation of the camp fireguard plan. They conduct annual inspections of fire extinguishers and check to be sure all cooking fires, heating fires, and campfires are out at night or when no one is attending or monitoring the fire during the day. Unit fire wardens and deputies conduct fire drills at least once a week and follow the direction of the camp fire warden. They receive reports related to fire hazards daily from the duty fire warden.

Every boy in the unit should feel responsible for fire prevention, but the unit fire patrol for each day must be alert and ready to evacuate and account for everyone in case of fire emergency or drill.

If a small fire breaks out, the person discovering it should take immediate action, whether or not he is on the fire patrol for the day. Time is the most important element in the suppression of a fire. Some examples of fire control techniques are:

- Immediately send someone to seek assistance, send a runner for help, and/or dial the camp office or 911.
- Douse fire with water or sand.
- Smother fire with a lid.
- In the event of a tent fire (canvas only), simply kick out the end tent poles if it can be done safely.

Remember: Campers should not be involved in the fire fighting process except for fires that can be quickly and easily extinguished.

In making daily inspections of the unit campsite, the unit fire warden should follow the fire-prevention suggestions and use the fire-fighting equipment illustrations found throughout this chart as a guide. Campsite equipment will vary according to your camp. Results of the daily inspection should be posted on the chart in the space provided.

PATROL FIRE WARDEN

The patrol leader is responsible for training his patrol in the unit fireguard plan and leading the unit in practice evacuation and fire prevention.

He checks daily to be sure all members are preventing fires and are prepared in case a fire breaks out. He makes sure and double-checks that fires are built only on nonburnable soil in areas where they will not spread. He verifies to see that all fires are put COLD OUT and that open flames are not permitted in or near tents. He shows patrol members how to drop tents (canvas only) in case of fire. **In the event of a tent fire (canvas only), you can simply kick out the end tent poles if it can be done safely and let professionals fight the fire.**



BOY SCOUTS OF AMERICA®