

HOW TO GUIDE FOR TAKING YOUTH PROTECTION TRAINING

(Recommended Browsers are Google Chrome for the PC or Safari for the MAC).

1. Go to <http://my.scouting.org>
2. Enter your login name and password.
3. On the opening page of my.scouting.org, click on the Youth Protection logo for English or Spanish.



Menu > my.Scouting Empowering you to deliver the Scouting program.

Recent Updates

National 03/11/2020

Please follow this link for [Recent Updates](#)

BSA Online Applications Access Extended to Accommodate Rechartering

National 02/29/2020

To help ensure units have full access to BSA online systems while councils continue to process recharter, we are extending the grace period for units to continue accessing online systems for an additional 30 days. This includes Scoutbook, Internet Advancement, Application Manager, my.Scouting tools, and Den Leader Experience.

We believe this will benefit units and enhance the experience of many while councils continue to process renewals.

Note: This extension applies to the online and mobile applications but not to council access through ScoutNET. On May 31, 2020, Scoutbook and my.Scouting access will be reset to 60-days to remain consistent with our other platforms. Additionally, there may be some features that do not perform as usual during this extension. These issues will be reviewed and acted upon, as appropriate, during the next several months. For more information, please contact Member Care.

Click logo below to take Youth Protection in English or Spanish

WITH YOUTH PROTECTION BEGINS

COMIENZA CONTIGO LA PROTECCION DE LOS JOVENES

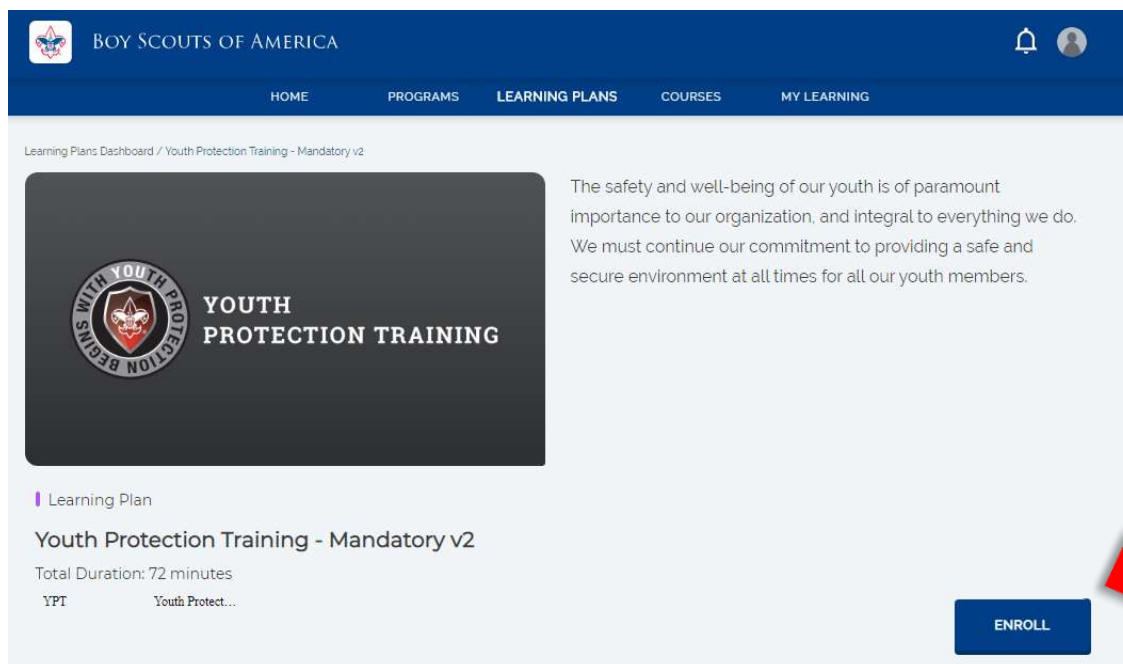
BSA LEARN CENTER

CLICK HERE TO ACCESS POSITION SPECIFIC TRAINING

SEA SCOUTS

COMMISSIONERS

4. On the Youth Protection page of the BSA Learn Center select the enroll button to add Youth Protection training to your account.



BOY SCOUTS OF AMERICA

HOME PROGRAMS LEARNING PLANS COURSES MY LEARNING

Learning Plans Dashboard / Youth Protection Training - Mandatory v2

YOUTH PROTECTION TRAINING

The safety and well-being of our youth is of paramount importance to our organization, and integral to everything we do. We must continue our commitment to providing a safe and secure environment at all times for all our youth members.

Learning Plan

Youth Protection Training - Mandatory v2

Total Duration: 72 minutes

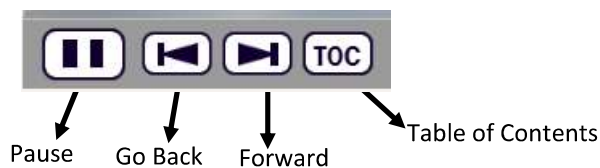
YPT Youth Protect...

ENROLL

5. Select the arrow button on the middle of your screen. When you are ready to begin training select the START button on the module.



Navigation tools include:

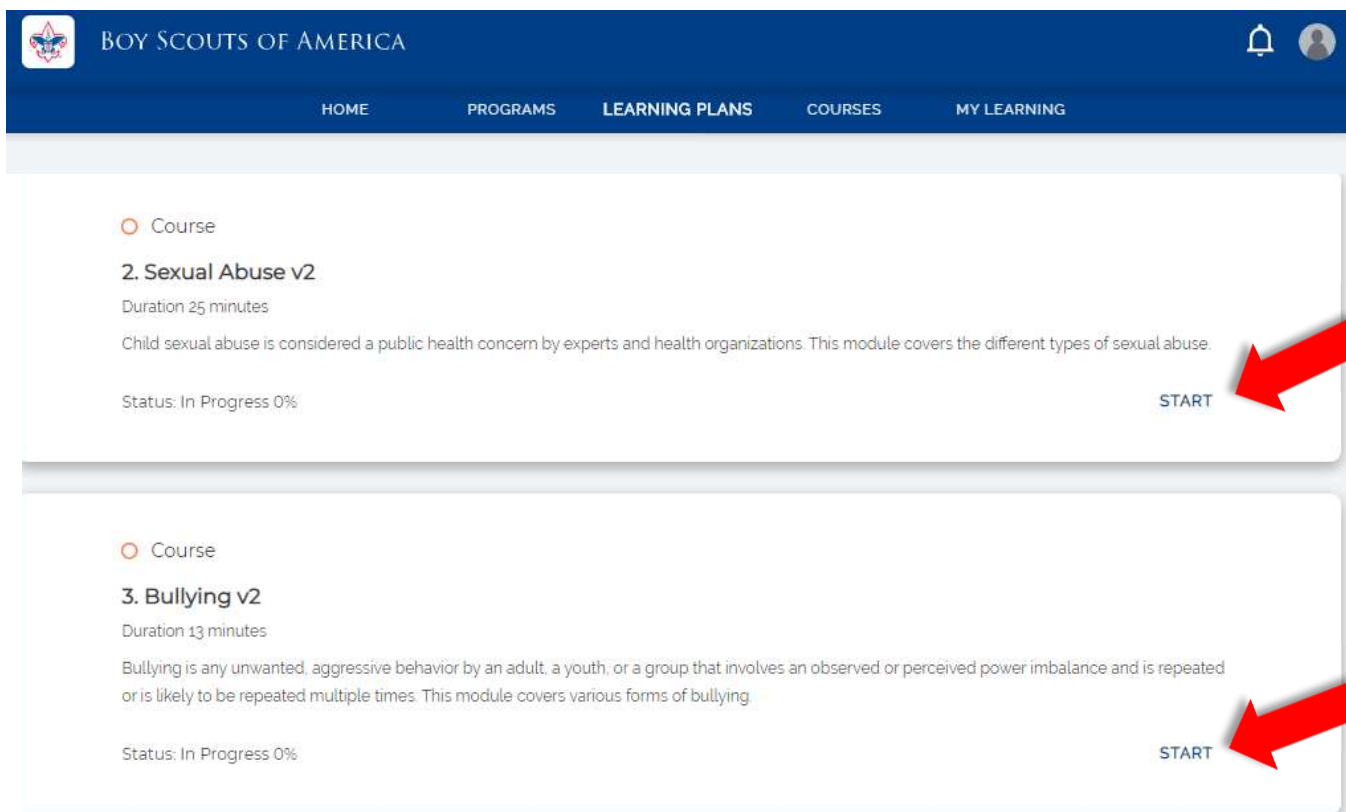


NOTE: In order to meet timing for state regulations, you will not be able to fast forward (button will be grayed out) until the audio finishes playing for each slide. Once the audio is completed, the forward button will be appear. Click the forward button to proceed.

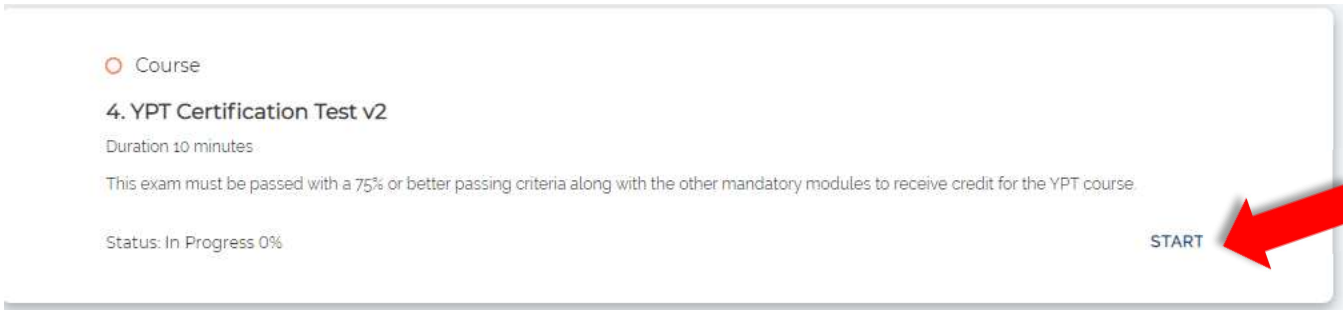
6 Upon completion of each course select the arrow to “Return to Youth Protection Training”.



7 You may now complete the other 2 modules by selecting the START button.



8 The Youth Protection Training consists of three modules and a test module. All four modules will need to be completed to be considered trained for the Youth Protection Training. Once you have completed the 3 courses you may take the YPT Certification Test. Select the START button to take the test.



Course

4. YPT Certification Test v2

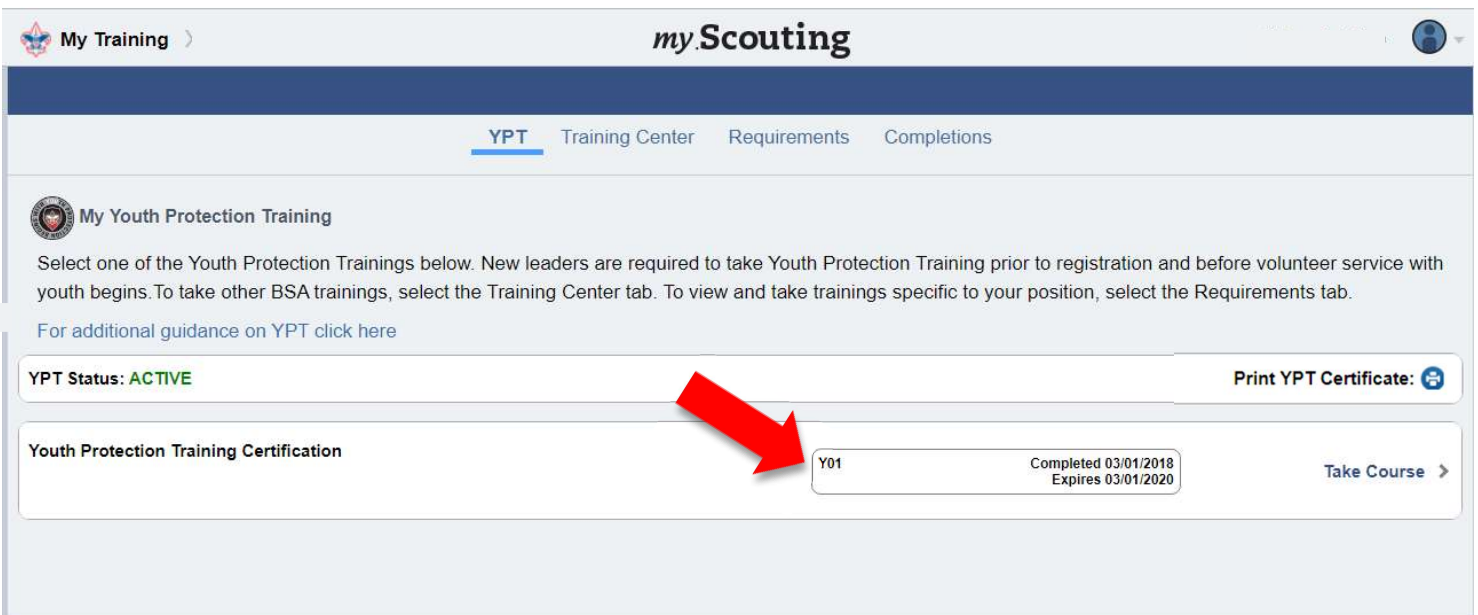
Duration 10 minutes

This exam must be passed with a 75% or better passing criteria along with the other mandatory modules to receive credit for the YPT course.

Status: In Progress 0%

START

9. When the four modules have been completed you will see a YO1 completion along with the date you completed the training will show on my. Scouting.org by selecting from the pulldown menu “My Training” from the “YPT” tab in my. Scouting.org.




My Training > my.Scouting

YPT Training Center Requirements Completions

My Youth Protection Training

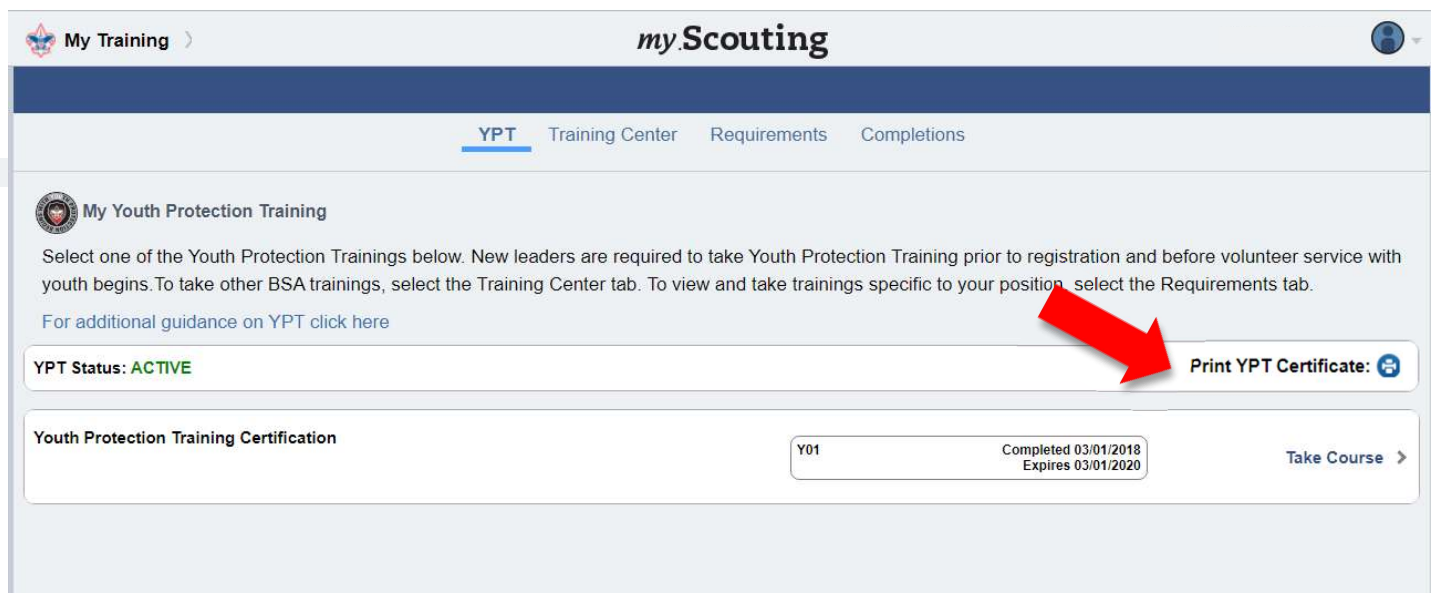
Select one of the Youth Protection Trainings below. New leaders are required to take Youth Protection Training prior to registration and before volunteer service with youth begins. To take other BSA trainings, select the Training Center tab. To view and take trainings specific to your position, select the Requirements tab.

[For additional guidance on YPT click here](#)

YPT Status: **ACTIVE** Print YPT Certificate: 

Youth Protection Training Certification	YO1	Completed 03/01/2018 Expires 03/01/2020	Take Course >

10. You may now print out a Youth Protection Training Certificate by selecting the printer icon.




My Training > my.Scouting

YPT Training Center Requirements Completions

My Youth Protection Training

Select one of the Youth Protection Trainings below. New leaders are required to take Youth Protection Training prior to registration and before volunteer service with youth begins. To take other BSA trainings, select the Training Center tab. To view and take trainings specific to your position, select the Requirements tab.

[For additional guidance on YPT click here](#)

YPT Status: **ACTIVE** **Print YPT Certificate:** 

Youth Protection Training Certification	YO1	Completed 03/01/2018 Expires 03/01/2020	Take Course >