

Mt. LeConte District
2024 Spring Camporee
Scout Olympics
April 26-28, 2024

Dear Scouts and Scouters,

The Mt. LeConte District Activities and Civic Services Committee invites all Scouts and Scouters to take part in the 2024 Spring Camporee at Sequoyah Birthplace Museum in Vonore, TN.

The Camporee will consist of several exciting competitive team building and scout skills games. These activities will be fun, informative events for Scouts of all ages to participate and may be applicable for advancement. Patrol flags should be carried and displayed during the Morning Assembly and Activities.

The cost of the Camporee is \$15.00 per participant. This will cover the cost of the Camporee, a patch, camping and site usage fees, program supplies, and recognition. Preregistration is required and a form is included in this package. Pre-registration may also be submitted online.

The Camporee events are limited to Scouts BSA Troops, Venturing Crews and Sea Scout Ships, but visitors are welcome on Saturday.

There will be a Saturday night campfire. Don't forget to bring blankets to sit on and flashlights. Parents and siblings are invited to attend the campfire.

The Scout Oath and Law will guide all activities, events and individual behavior.

We look forward to a great weekend of camping.

Kevin Shelton
Chairman- Mt. LeConte 2024 Spring Camporee

Introduction

The camporee committee and numerous volunteers have spent many hours putting together your Camporee. We appreciate your comments, suggestions, and participation. Your feedback is vital in our continuous effort to give scouts a quality program each spring and fall.

The Scout Oath and Law will guide all activities and individual behavior. Unit Leaders are urged to maintain discipline at the Unit level. The Outdoor Code and the rules of Low Impact Camping shall be observed at all times.

General Information

- Field Activity Uniform (formerly known as Class A) will be required for Campfire, Saturday evening's flag service, and Sunday morning's worship service. Activity (T-shirts) (formerly known as Class B) should be worn on Saturday morning to the Flag Ceremony and during the program activities.
- The Camporee will be held rain or shine. In case of inclement weather, the Unit Leader is responsible for the welfare of the Scouts in his/her charge.
- Campsite Inspections will occur on Saturday. Please note that each Patrol must have a posted Menu and Duty Roster to get full points.
- Patrol leaders will be responsible for the organization, participation, and spirit of the patrols.
- Youth and Adult Unit Leaders should plan to attend the Friday Evening Meeting at Headquarters. At this meeting leaders will receive final details and any last minute changes. A Cracker barrel will immediately follow.
- Water is available on Saturday, units should bring their own supply for Friday evening.
- Each Unit is responsible for removal of all trash from their campsite.
- First Aid services may be provided if injuries cannot be handled by the unit.
- A limited number (4-5) of Portable toilets are available at the Camporee site. You may choose to order your own through the registration portal.

Rules and Regulations

- Two deep leadership is required at all times and one adult leader is required for each 10 camping scouts.
- Campfires are permitted unless fire restrictions are in effect. Sod is to be removed and replaced at the close of the Camporee.
- Scouts and Scouters are to be in and remain in campsites after Taps and until Reveille.
- Use only obvious, designated walking areas. Do not cut through another campsite without permission.
- Anyone responsible for the destruction of property will be subject to immediate dismissal, and the Unit will be held financially responsible.
- No stakes are to be left in the ground.
- No riding in trailers or pickup truck beds is permitted.
- Disorderly conduct, the use of controlled substances, and/or weapons or fireworks is prohibited and is grounds for immediate dismissal.
- Vehicles should remain parked throughout the Camporee. Park in the designated areas.
- Trailers **with the pulling vehicle only** are permitted in the campsites and must remain off for the duration of the Camporee.
- Chemical fuels and propane must be used and properly stored in accordance with BSA policies.
- Any accidents, security problems, etc., must be reported to Headquarters as soon as possible.
- Units are to practice "Low Impact" camping while at the Camporee.
- Each unit will be allowed to bring their trailers into the camping field, weather permitting, but not any other vehicles.
- Pets are not allowed during the camporee.

Registration

To help with the planning of the Camporee, preregistration is required. A \$5.00 preregistration deposit (which will be applied to the final total cost for your Unit) is requested for each Scout and Adult planning to attend. While the preregistration is only an estimate, please be as accurate as possible. The deadline for preregistration is one week before the Camporee.

Final on-site registration will be accomplished at the Friday Night Meeting. Please have your paperwork and money in order before arrival to expedite registration as smoothly and quickly as possible. Units may begin arriving at 6PM.

Camping & Parking

Campsite sizes will be assigned by preregistration numbers. Therefore, in order to ensure adequate accommodations, you are encouraged to be as accurate as possible when submitting these numbers.

Vehicles in camp use up valuable space. Extra space for vehicles is not included in the space allocated for your unit. Equipment will need to be consolidated into as few vehicles as possible. **No vehicles will be allowed in the campsite area** except the tow vehicle without Headquarters permission (e.g., handicap situations, etc.). This includes during loading and unloading of equipment. It is highly recommended that all equipment be stored in the tow vehicle. All vehicles will be parked in the designated parking areas.

Headquarters

Headquarters will be set up in a central location. It will be open and manned throughout the weekend for registration, information, and checkout.

Headquarters will have information on:

- Where to go for first aid
- How to handle trash
- Lost and found
- Schedule of events
- Event locations

Mt. LeConte OA Chapter

Mt. LeConte OA will have sodas, candy bars, and other miscellaneous items for sale at their chapter store located at HQ. Additionally, the OA chapter will be running the Saturday evening campfire and Sunday morning Chapel Service.

Religious Service

A Scout is Reverent. Chapel Service has been scheduled for Sunday morning at 9:00 am. The Camporee committee feels that participation in a religious service on a Scout outing is an important part of the BSA program. All participants are encouraged to attend the service.

Directions to the Camporee

Directions to are available below:

<https://www.google.com/maps/dir//576+TN-360,+Vonore,+TN+37885/>



Mt. LeConte District 2024 Spring Camporee

Scout Olympics is the theme of the 2024 Spring Camporee, which will be conducted at Sequoyah Birthplace Museum. Each patrol will engage in several educational opportunities. It is strongly recommended that each scout carry a day pack with the ten essentials in them.

Activities

Signaling

Scouts will have an opportunity to use unorthodox, antiquated, or improvised methods of communication to spread a simple message from one half of their patrol to the other half, across a sizable distance.

Fire Building

Each patrol will build and light a fire, which will be used to boil a pot of water. Materials?

Fishing in the Neighbor's Pond

Everyone knows all the coolest fish hang out in the neighbor's private pond. Unfortunately, your ordinary fishing pole just won't work to catch them. Use your pioneering skills and the materials provided to build an extra-long fishing pole to fish in the neighbor's pond. Points are awarded for quality of lashings and fish caught within the time limit.

Brown Sea Island

A patrol on Brown Sea Island is asked to help conserve the area by rotating its campsite. Because of the small size of Brown Sea, the most appropriate solution is to flip over the entire island. The entire patrol stands on Brown Sea Island. Without stepping into the "water" surrounding the island, patrol members must figure out a way to flip over the island and spread it out again so that they can stand comfortably on the other side. Patrols must follow these rules:

1. All patrol members must remain on Brown Sea Island for the duration of the challenge.
2. No participant may be lifted above shoulder height.

First Aid

Scouts will use provided materials to build a stretcher to transport an injured person between two points. The injured person will be hold a bowl of water, to simulate their injuries. Points will be awarded based on completion time and water remaining in the bowl at the end of the relay.

Scavenger Hunt

This Scavenger Hunt will provide a fun way to learn about the history taught at Sequoyah Birthplace, including the Museum tour and other information resources at the site.

Mt. LeConte District
Camporee Schedule

Friday

6:00 PM	Units begin to arrive
7:00 PM - 9:00 PM	Turn in Patrol Flags at HQ
9:00 PM	Friday Night Leaders Meeting (at HQ)
10:00 PM	Unit Meetings in Campsites
11:00 PM	Taps, Lights Out, QUIET

Saturday

7:00 AM	Reveille, Breakfast, Clean-Up
8:00 AM - 8:45 AM	Pick-Up Patrol Flags from HQ
8:45 AM	Flag Ceremony, Announcements
9:00 AM - 12:00 Noon	Activities
12:00 Noon - 1:00 PM	Lunch, Clean-Up
1:00 PM - 4:30 PM	Activities
6:00 PM	Dinner, Clean-Up
8:00 PM	Campfire
11:00 PM	Taps, Lights Out, QUIET

Sunday

7:00 AM	Reveille, Breakfast, Clean-Up
9:00 AM	Religious Service
9:45 AM	Break Camp, Clean-Up, Check-Out
11:00 AM	Final units Depart

Campsite Inspection

Unit _____

	Points	Score
Unit Identified (Flag Preferred)	5 PTS.	_____
Tennessee Flag (Displayed Properly)	10 PTS.	_____
US Flag (Displayed Properly)	10 PTS.	_____
Patrol Duty Roster Posted	5 PTS.	_____
Patrol Menu Posted	5 PTS.	_____
Food Properly Stored	5 PTS.	_____
Dishes/Utensils Clean & Stored	5 PTS.	_____
Chemical Fuels Stored Properly	5 PTS.	_____
When Wood Tools Present There Is An Axe Yard	10 PTS.	_____
First Aid Kit (One Per Unit Minimum) Out & In Sight	10 PTS.	_____
Fire Control (ABC Fire Extinguisher) Out & In Sight	10 PTS.	_____
Waste Management	10 PTS.	_____
Campsite Neat & Orderly		_____
<hr/>		
Total Points Possible	100 PTS	_____
Deductions for Cars in Campsite	10 PTS Each	_____
	Total Score	_____

Mt. LeConte District - Camporee

Registration

Type of Unit: _____ Unit Number: _____

SPL: _____ JASM: _____
APL: _____ JASM: _____
APL: _____ JASM: _____

Patrol Name: _____ Patrol Name: _____
1. PL: _____ 1. PL: _____
2. APL: _____ 2. APL: _____
3. _____ 3. _____
4. _____ 4. _____
5. _____ 5. _____
6. _____ 6. _____
7. _____ 7. _____
8. _____ 8. _____

Patrol Name: _____ Patrol Name: _____
1. PL: _____ 1. PL: _____
2. APL: _____ 2. APL: _____
3. _____ 3. _____
4. _____ 4. _____
5. _____ 5. _____
6. _____ 6. _____
7. _____ 7. _____
8. _____ 8. _____

Patrol Name: _____ Patrol Name: _____
1. PL: _____ 1. PL: _____
2. APL: _____ 2. APL: _____
3. _____ 3. _____
4. _____ 4. _____
5. _____ 5. _____
6. _____ 6. _____
7. _____ 7. _____
8. _____ 8. _____

SM: _____ COR: _____
ASM: _____ CC: _____
ASM: _____ CM: _____
ASM: _____ CM: _____
ASM: _____ CM: _____

Total # of Scouts: _____ Total # of Scouters _____ Total # _____ Total \$ _____

Does Unit Have Insurance _____ Preregistration \$ _____

SM Signature: _____ Total \$: _____

*****Pre-Registration is also available Online*****

Mt. LeConte District Camporee

Preregistration Form

Unit Number _____

Number of Patrols _____

Number of Scouts _____

Number of Adult Leaders _____

Total Participants _____

Preregistration Deposit (\$5.00 per Scout and Adult) \$ _____

Total Deposit \$ _____

Number of Trailers staying at Camporee _____

Number of Vehicles staying at Camporee _____

Preregistration is due at least 1 week before the Camporee.

Return this completed form along with the Preregistration Deposit to:

Great Smoky Mountain Council
Mt. Leconte 2023 Spring Camporee
P.O. Box 51885
Knoxville, TN 37950-1885
Attn: Patrick Finn

Mount Le Conte District
Patrol Flag Contest

Unit _____

Patrol _____

Does your patrol flag clearly identify your patrol and unit? Can your flag be seen from a distance (the right combination of colors can assist you)? Are you able to carry the flag easily? Is your flag durable? Flags should be constructed before the Camporee. They should be turned in for judging after registration and before the Leader's meeting on Friday night. Flags will be judged on the following criteria.

	Points	Score
Patrol Name (5 Pts) & Symbol (5 Pts)	10	_____
Patrol Members Names	5	_____
Unit Number (Readable)	5	_____
District (Mount Le Conte)	5	_____
Council (GSMC)	5	_____
BSA Emblem	5	_____
Event and Year	5	_____
Mobility: Balance (5 Pts), Weight (5 Pts)	10	_____
Durability	10	_____
Suitability for Signaling	5	_____
Flag staff Design (Material & Construction)	5	_____
Flag Design (Innovation, Artwork, Balance of Layout)	10	_____
Construction (Workmanship: Proper Knots & Lashings, Material Used)	10	_____
Creativity (Craftwork: Woodworking Skill, Leatherworking, Drawing)	10	_____
<hr/> Total	<hr/> 100	<hr/> _____

A First, Second, and Third place winner will be chosen from all the patrols entering.

*****Portable Toilet Reservation is also available Online*****

**Mt. LeConte District
Portable Toilet Reservation Form**

Four portable toilets will be provided in the activity areas. If your unit wishes to rent your own, **please return this form at least 1 week before the event.** We will have them delivered on Friday of the event with the four already ordered. **The cost is \$125 per toilet.** Some units may want to share a toilet. If this is the case, please submit only one form with the Unit numbers and we will make sure those Units have adjoining campsites. Payment must be made when you turn in your final registration numbers and money at check-in.

TROOP/Crew _____ would like to order a portable toilet.

TROOP/Crew _____ will share with TROOP/Crew _____ and requests to camp beside them.

Make checks payable to: GSMC

Mail to:

Great Smoky Mountain Council
Mt. Leconte 2023 Spring Camporee
P.O. Box 51885
Knoxville, TN 37950-1885
Attn: Patrick Finn

Favorite Camping/Activities

It is a tenant of the Order of the Arrow to promote camping within the greater scouting community. As such, the Lodge would like to start building various lists of individuals and units favorite camping trips and activities in order to better promote these to all involved in scouting. The lists will be for all levels of scouting, so your favorite Cubscout activity can be included. By summer, we will start to compile the lists and load them to the Camping page on the Council website and distribute QR codes and links to see them. Please feel free to make suggestions as to how to improve the process as a whole. Please scan the QR code on the back of this sheet to fill out and make submissions.

Yours in Scouting

Thomas Pendleton

thomastr911@yahoo.com

Favorite Activities QR code



UNIT FIREGUARD CHART

Fill out and post this chart on your campsite bulletin board.

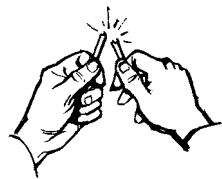
Troop

Troop fire warden

Camp

Troop campsite

Dates



We will prevent fires by breaking matches in two after using.



Putting fires COLD OUT with water.



Feeling with fingers to test heat.

FLAMMABILITY WARNING CAMPING SAFETY RULES

NO TENT MATERIAL IS FIREPROOF, AND IT CAN BURN WHEN EXPOSED TO HEAT OR FIRE. FOLLOW THESE RULES:




- Only flashlights and battery-powered lanterns are permitted in tents. **NO FLAMES IN TENTS** is a rule which must be enforced.
- Chemical-fueled stoves, heaters, lanterns, lighted candles, matches, or other flame sources should **never** be used in or near tents.
- Do not pitch tents near open fire.
- Do not use flammable chemicals near tents: charcoal lighter, spray cans of paint, or bug killer and repellent.
- Be careful when using electricity and lighting in tents.
- Always extinguish cooking and campfires properly.
- Obey all fire laws, ordinances, and regulations.
- Keep campers informed on a daily basis of your camp's fire danger.



Clearing all burnable material 4 to 6 feet away from the fires or as required by local law.

In the case of Cub Scouts, they should immediately seek adult help, sound the alarm by yelling, "Fire!" and stay away from attempting to fight any camp fire. If adult help is not readily available, the Cub Scout should continue to sound the alarm, send a runner for help, and/or dial the camp office or 911.


VARIOUS TYPES OF FIRE DANGER SIGNS IN CAMP



Unit Campsite Fire Prevention Assignments		
First Day _____ Date _____	Patrol _____	Equipment Checked
Fire Warden _____		
Second Day _____ Date _____	Patrol _____	Equipment Checked
Fire Warden _____		
Third Day _____ Date _____	Patrol _____	Equipment Checked
Fire Warden _____		
Fourth Day _____ Date _____	Patrol _____	Equipment Checked
Fire Warden _____		
Fifth Day _____ Date _____	Patrol _____	Equipment Checked
Fire Warden _____		
Sixth Day _____ Date _____	Patrol _____	Equipment Checked
Fire Warden _____		
Seventh Day _____ Date _____	Patrol _____	Equipment Checked
Fire Warden _____		



SOUND ALARM



DROP TENTS (CANVAS ONLY) IF NECESSARY AND SAFE TO DO SO

IN CASE OF FIRE REPORTING AND ASSEMBLY INSTRUCTIONS

At some camps local changes are made in these suggested procedures. All exceptions, however, should be made on the recommendation and with the approval of local fire authorities.

IN A UNIT CAMPSITE

1. Sound the alarm by yelling "Fire!" and then notify the first adult you see, then report to a camp officer or the camp fire warden.
2. Extinguish a fire only if it can be done quickly and easily.
3. When the central alarm is sounded to warn the camp, quickly mobilize in your unit. Move to your preassigned point immediately and await directions.
4. A runner reports to the camp office for instructions from the camp fire warden.
5. In the event of a tent fire, you can douse it with water or sand, or simply stand back and let professionals fight the fire.

OUTSIDE UNIT CAMPSITE

1. If you discover a fire anywhere in camp, report immediately to the camp office so the alarm may be sounded and fire authorities notified.
2. Camp fire warden sounds the central alarm, and your unit follows steps 3 and 4 above.
3. **Remember:** Campers should not be directly involved in the fire fighting process except for fires that can be quickly and easily extinguished.

In case of a fire in our campsite, we will notify _____ and follow the instructions of our unit fire warden. _____ Camp fire warden

Control of Flammable/Combustible Liquids and Gases in Camp

Because serious accidents can happen in connection with the use of liquid fuel, propane, butane, etc., in lanterns and stoves and as a result of igniting fires with liquid starters, adult supervision is required when chemical fuels are being used for lighting and cooking. Local councils have the option of restricting the use of chemical-fueled stoves, lanterns, and heaters in campsites under their jurisdiction.


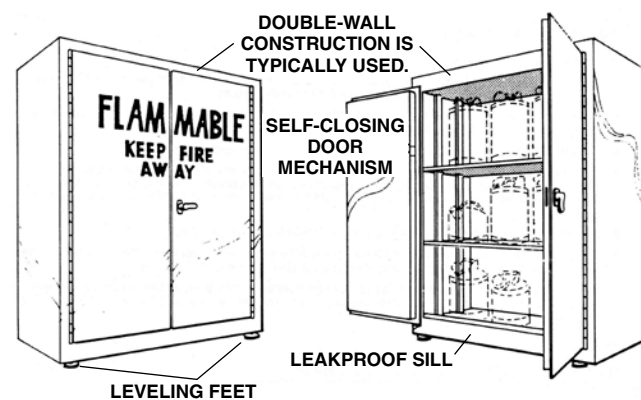
- **Knowledgeable adult supervision** must be provided when Scouts are involved in the storing, handling, and filling of stoves or lanterns or the lighting of chemical fuels.
- **Battery-operated lanterns and flashlights** should be used by Scouts in camping activities, particularly in and around all tentage. No chemical-fueled lantern, stove, or heater is to be used inside a tent.
- **Kerosene, gasoline, or liquefied petroleum-fuel lanterns** may, when permitted, be used inside permanent buildings or for outdoor lighting. When used indoors, there must be adequate ventilation. Strict adherence to the safety standards and the instructions of the manufacturers in fueling and lighting such stoves and lanterns must be carried out under the direct supervision of a responsible and knowledgeable adult.
- **Empty liquid-petroleum cylinders for portable stoves and lanterns** should be returned home or to base camp. They can explode when heated; therefore, they must never be put in fireplaces or with burnable trash.
- **The use of liquid fuels for starting any type of fire is prohibited.** This includes damp wood, charcoal, and cer-

emonial campfires. Solid-type starters are just as effective, are easier to store and carry, and are much safer to use for this purpose.

- **Space heaters that use chemical fuels consume oxygen and must be used only in well-ventilated areas.** Using space heaters in poorly ventilated cabins, camper trucks, and recreation vehicles can cause fires and asphyxiation. The use of charcoal burners indoors can be lethal in causing carbon monoxide poisoning.

Bulk Storage and Practices

Storage of liquid fuel and other flammables is a camp maintenance function. Filling tanks for motors, vehicles, and motorboats should always be handled by someone qualified by age and training for this responsibility. Similar responsible handling and control are prescribed for the limited use of kerosene. Use kerosene only for outside night lights and stationary heating stoves (not portable). Both gasoline and kerosene should be kept in well-marked safety cans and stored in ventilated locked boxes located away from buildings and tents. Large quantities of gasoline should be stored in a properly installed fuel tank with pump. Keys to pumps and storage boxes or sheds should be given to one adult (primarily the camp ranger), who distributes these fuels. Propane or butane storage tanks and permanent caps should be installed by experienced and knowledgeable individuals and changed only by gas distributors. These installations must conform to local regulations and must be inspected regularly.



USE SAFETY CANS ONLY!

Year-Round Prevention Plan

Will your camp be there next season? This is a good question to ask at the close of each camping season as you pack away equipment and leave. In fairness to next year's campers, do everything that can be done to ensure the safety of camp equipment and camp timber.

Fall, with its dry, dead leaves that often bank high around camp buildings is, in many sections of the country, the most dangerous fire season of the entire year. Spring is another bad time.

Here is a checklist of things to do at all times to be sure that your camp is fireproof year-round:

1. Destroy greasy rags.
2. Dispose of all combustible refuse and trash safely.
3. Be sure that doors and shutters are strong enough to keep out trespassers, vandals, or thieves.

4. Stow away firewood and loose equipment that might be used by trespassers.
5. Clear away dead grass or trees, ferns, leaves, bushes, straw piles, and trash from buildings.
6. Clean grease traps and dispose of the grease by burning it at a safe place or burying it in mineral earth.
7. Be sure the camp is ready for winter use. Check fuels, wall and floor protection around heaters, and protecting screens for fireplaces. Inspect location of fire pails, fire extinguishers, and mobile fire-fighting equipment.
8. Develop a fire prevention plan in accordance with OSHA standard 29 CFR 1910.139.



HOW YOUR UNIT FIREGUARD PLAN WORKS

DUTIES

When you arrived at camp, you were oriented and trained in the use of the unit fireguard plan. It is your responsibility as a unit leader to train your Scouts in fire prevention, fire detection, reporting, and fire control. Only implement fire control techniques that can be done quickly and easily.

Study the procedures outlined on this chart and then train your staff and youth members. Post the chart for all to see and follow. At some camps local changes are made in these suggested procedures. All exceptions, however, should be made on the written recommendation and with the approval of local fire authorities.

Organize to make the fireguard plan work by appointing capable fire wardens and deputies.

FIRE WARDENS AND DEPUTIES

As responsible Scouts appointed by their adult leader, the unit fire warden and his deputy are in charge of training, know where fire equipment is located, and are familiar with the unit fireguard chart. They instruct all unit fire wardens and Scouts in the operation of the camp fireguard plan. They conduct annual inspections of fire extinguishers and check to be sure all cooking fires, heating fires, and campfires are out at night or when no one is attending or monitoring the fire during the day. Unit fire wardens and deputies conduct fire drills at least once a week and follow the direction of the camp fire warden. They receive reports related to fire hazards daily from the duty fire warden.

Every boy in the unit should feel responsible for fire prevention, but the unit fire patrol for each day must be alert and ready to evacuate and account for everyone in case of fire emergency or drill.

If a small fire breaks out, the person discovering it should take immediate action, whether or not he is on the fire patrol for the day. Time is the most important element in the suppression of a fire. Some examples of fire control techniques are:

- Immediately send someone to seek assistance, send a runner for help, and/or dial the camp office or 911.
- Douse fire with water or sand.
- Smother fire with a lid.
- In the event of a tent fire (canvas only), simply kick out the end tent poles if it can be done safely.

Remember: Campers should not be involved in the fire fighting process except for fires that can be quickly and easily extinguished.

In making daily inspections of the unit campsite, the unit fire warden should follow the fire-prevention suggestions and use the fire-fighting equipment illustrations found throughout this chart as a guide. Campsite equipment will vary according to your camp. Results of the daily inspection should be posted on the chart in the space provided.

PATROL FIRE WARDEN

The patrol leader is responsible for training his patrol in the unit fireguard plan and leading the unit in practice evacuation and fire prevention.

He checks daily to be sure all members are preventing fires and are prepared in case a fire breaks out. He makes sure and double-checks that fires are built only on nonburnable soil in areas where they will not spread. He verifies to see that all fires are put COLD OUT and that open flames are not permitted in or near tents. He shows patrol members how to drop tents (canvas only) in case of fire. **In the event of a tent fire (canvas only), you can simply kick out the end tent poles if it can be done safely and let professionals fight the fire.**